

# Calculation-Type Digital Indicator

Mitutoyo



Absolute digital indicator with  
automatic calculation


# Absolute Digimatic Indicator

## Quick Measurement – No Need to Convert!

A conventional Digimatic indicator simply displays spindle displacement, but the Calculation-Type Digimatic indicator incorporates an internal calculation function in place of spindle displacement. With fixtures, measurements such as feeler, inside diameter and radius of curvature can easily be measured without the hassle of conversion tables or equivalents.

### The result:

A dramatic improvement in measuring accuracy.



### Fixture examples



### Application Measurement Example

#### Outside diameter



#### Radius of curvature



#### Groove width



#### Inside diameter



#### Hole diameter



#### Chamfer hole diameter



# r with Calculation Function

## Calculation function

The Absolute Digimatic indicator performs internal calculations using the formula  $Ax+B+Cx^{-1}$  (assuming spindle displacement as  $x$ ) while the coefficients A, B and, C can be set with respect to the purpose of measurement or dimensions of the fixtures. This unique feature allows you to read your measurements directly, without struggling for conversions.

## Data output

The Absolute Digimatic indicator can also output data to a data processor. This allows the recording of measuring results and the configuration of a system that includes process control via the data processor. Additionally, arithmetic coefficients can be set from a personal computer rather than the indicator itself.

## Tolerance judgment

H sets the upper/lower limits, and produces a display of tolerance judgments.

## Large display LCD

A large LCD makes it easy to read the settings of arithmetic coefficients, as well as tolerance judgments and other aspects of the measuring process.

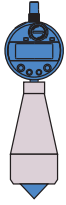

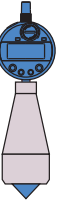
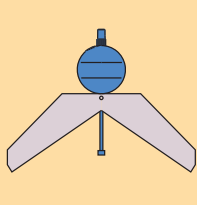
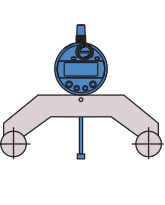
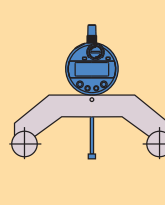
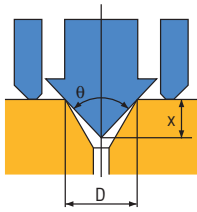
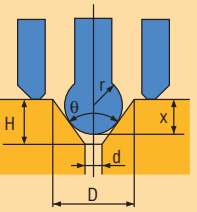
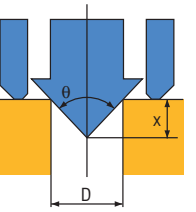
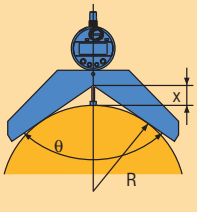
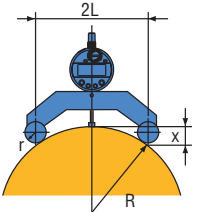
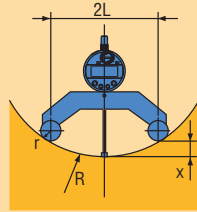
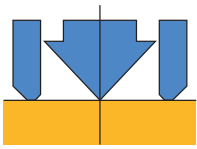
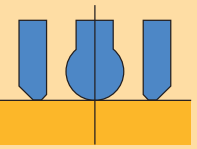
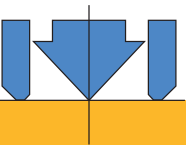

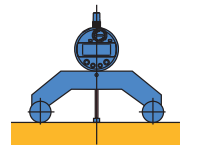
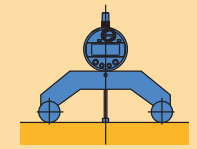
## Display hold

The Display Hold function is useful when LCD viewing is difficult during measurement.

Maximum and minimum values can be held, as well.

## Calculation examples of arithmetic coefficients

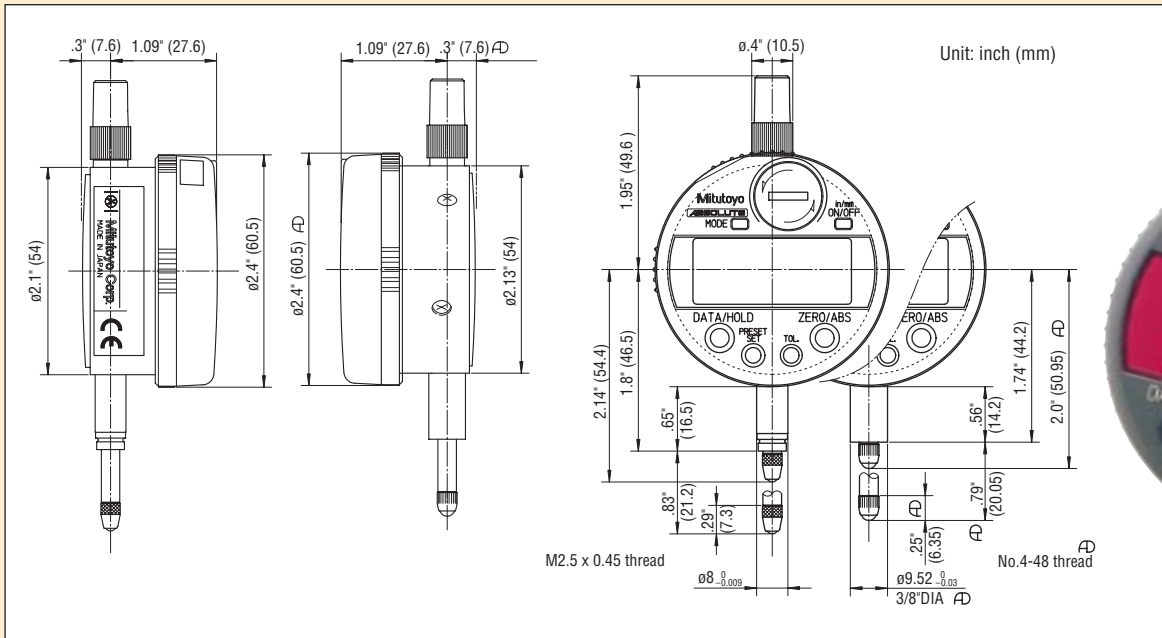
(Calculate arithmetic coefficients A, B, and C with a scientific calculator and then set the value you've determined. For details, refer to the table below.)

Fixture								
Contact point	Cone	Ball	Cone	—	—	—		
Dimension X: Spindle displacement								
Measurement item	D= Diameter/Feeler/ Groove width H= Countersink depth	D= Diameter/Feeler/ Groove width H= Countersink depth	D= Hole diameter/ Feeler/ Groove width	2R=Outside diameter	2R=Outside diameter	2R=Inside diameter		
Calculation formula	$D=Ax$	$D=Ax+B$ $H=Ax+B$	$D=Ax$	$R=Ax$	$R=Ax+B+Cx^{-1}$	$R=Ax+B+Cx^{-1}$		
Arithmetic Coefficient	A	$-2\tan \frac{\theta}{2}$	$-2\tan \frac{\theta}{2}$	$-1$	$-2\tan \frac{\theta}{2}$	$-\frac{\sin \frac{\theta}{2}}{1-\sin \frac{\theta}{2}}$	$\frac{1}{2}$	$-\frac{1}{2}$
	B	0	$2r \left( \frac{1}{\cos \frac{\theta}{2}} - \tan \frac{\theta}{2} \right)$	$r \left( \frac{1}{\sin \frac{\theta}{2}} - 1 \right) - \frac{d}{2\tan \frac{\theta}{2}}$	0	0	$-r$	$r$
	C	0	0	0	0	0	$\frac{L^2}{2}$	$-\frac{L^2}{2}$
Origin setting position (the position when $x=0$ )								
Indicated value when origin setting (indicated value when $x=0$ )	0	Value for coefficient B	0	0	(Overflow)	(Overflow)		

• Various fixtures suited for individual workpieces can be used.

• Measuring accuracy is subject to fixture accuracy.

# Dimensions / Specifications



## Functions

- Calculation
- Zero set
- Presetting
- Tolerance judgment
- Hold facility
- Output
- Switching ABS/INC conversion

## Specifications

Order No.	543-285B	543-286B	543-287B
<b>Resolution</b>	0.0002mm to 1mm (Twelve selectable stepped resolutions.)	.00001"/0.0002mm to .05"/1mm (Twelve selectable stepped resolutions.)	
<b>Measuring range</b>	12mm	.5" / 12mm	
<b>Accuracy</b>	0.00012" (0.003mm) or less (Quantization error is not included. Further, it varies by arithmetic coefficient setting.)		
<b>Stem diameter</b>	ø8mm		3/8" DIA (ø9.53mm)
<b>Measuring force</b>	1.5N or less		
<b>Power supply</b>	Silver-oxide cell (SR-44) x 1 pc.		
<b>Battery life</b>	12 months under normal use		
<b>Maximum response speed</b>	Infinite (If spindle speed exceeds 10µm/sec, correct peak value may not be displayed.)		
<b>Positional sensor</b>	Electrostatic capacitance ABS (absolute)		
<b>Mass of main unit</b>	.35 lbs. (160g)		

• All instruments in this series are of the flat-back type.

## Optional Accessories

Order No.	Name
<b>540774</b>	Release cable
<b>902011</b>	Lifting-lever and screw set for 543-285B, 543-286B
<b>902794</b>	Lifting-lever and screw set for 543-287B
<b>905338</b>	Connecting cable: 1m
<b>905409</b>	Connecting cable: 2m

**Mitutoyo**  
www.mitutoyo.com

## Mitutoyo America Corporation

### Michigan

45001 Five Mile Road  
Plymouth, MI 48170  
Phone: (734) 459-2810  
Fax: (734) 459-0455

### Illinois

965 Corporate Blvd.  
Aurora, IL 60504  
Phone: (630) 978-5385  
Fax: (630) 820-7403

### California

16925 Gale Ave.  
City of Industry, CA 91745  
Phone: (626) 961-9661  
Fax: (626) 333-8019

## Metrology/Demonstration Centers

### Massachusetts

1 Park Drive  
Suite 11  
Westford, MA 01886  
Phone: (978) 692-8765  
Fax: (978) 692-9729

### Indiana

9855 Crosspoint Blvd.  
Suite 148  
Indianapolis, IN 46256  
Phone: (317) 577-6070  
Fax: (317) 577-6080

### North Carolina

11515 Vanstory Drive  
Suite 150  
Huntersville, NC 28078  
Phone: (704) 875-8332  
Fax: (704) 875-9273